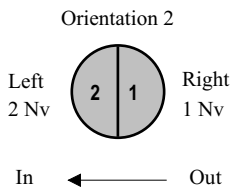
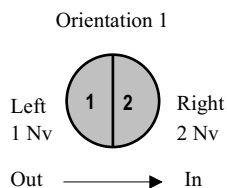
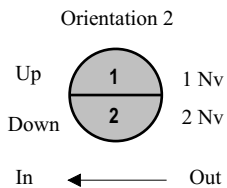
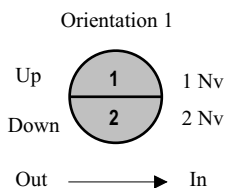


# Orientation of the SEM monitors installed in the SPS transfer lines

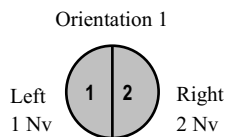
**BSPH**  
Horizontal beam position  
Mechanism: In/Out



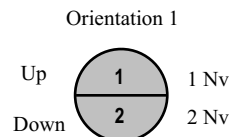
**BSPV**  
Vertical beam position  
Mechanism: In/Out



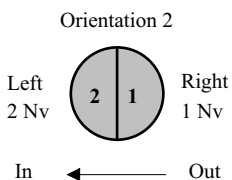
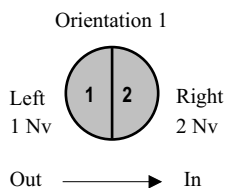
**BSPH (Target)**  
Horizontal beam position  
Mechanism: Fixed



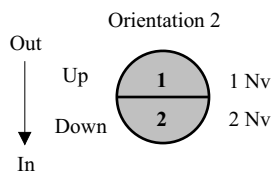
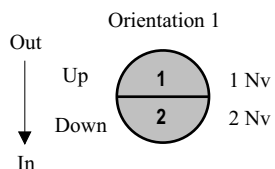
**BSPV (Target)**  
Vertical beam position  
Mechanism: Fixed



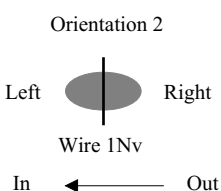
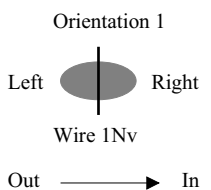
**BSMH**  
Horizontal beam position  
Mechanism: Step



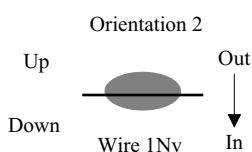
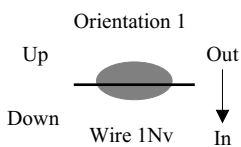
**BSMV**  
Vertical beam position  
Mechanism: Step



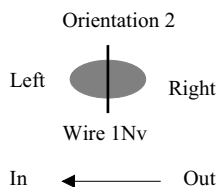
**BBSH**  
Horizontal beam profile  
Mechanism: Step



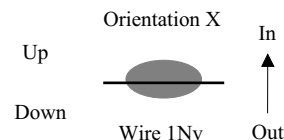
**BBSV**  
Vertical beam profile  
Mechanism: Step



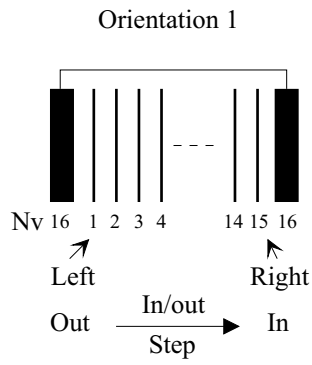
**BBSTH (Target)**  
Horizontal beam profile  
Mechanism: Step



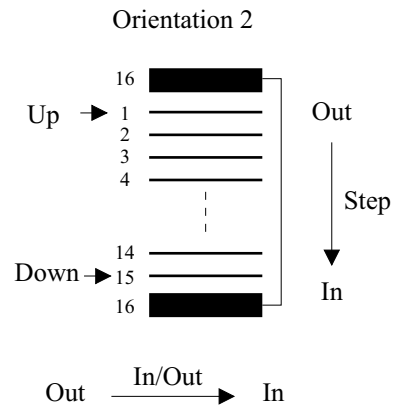
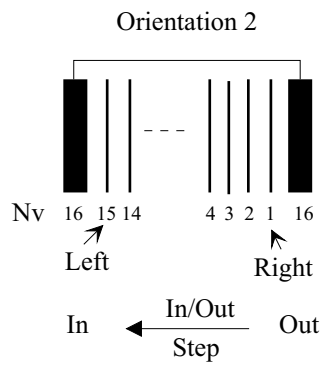
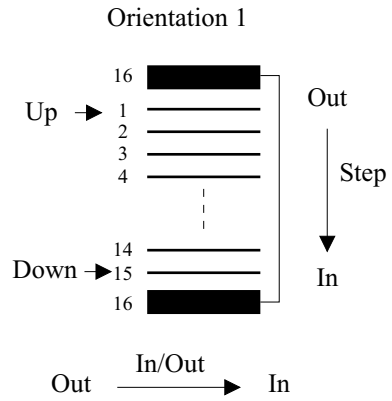
**BBSTV (Target)**  
Vertical beam profile  
Mechanism: Step



BSGH  
Horizontal beam profile  
Mechanism: In/Out - Step



BSGV  
Vertical beam profile  
Mechanism: In/Out - Step



### BTV Beam Visualisation

